

MACRONUTRIENTS AND HEAVY METALS CONTENTS IN THE LEAVES OF TREES FROM THE DEVASTATED LANDS AT KRYVYI RIH DISTRICT (CENTRAL UKRAINE)

Yu. V. Bielyk^{1*}, V. M. Savosko², Yu. V. Lykholat¹,
H. Heilmeyer³, I. P. Grygoryuk⁴

¹ — *Oles Honchar Dnipro National University, Dnipro, Ukraine*

² — *Kryvyi Rih State Pedagogical University, Kryvyi Rih, Ukraine*

³ — *Freiberg University of Technology and Mining Academy, Freiberg, Germany*

⁴ — *National University of Bioresources and Natural Resources Use of Ukraine, Kyiv, Ukraine*

Робота вперше оприлюднена на Міжнародній конференції:
«The International Conference on Sustainable Futures: Environmental, Technological, Social and Economic Matters (ICSF 2020)»

Abstract. The relevance of these studies was due to the need to clarify the biogeochemical characteristics of woody plant species that grow naturally on devastated lands. The object of this paper: to carry out a comparative analysis of macro nutrients and heavy metals contents in the leaves of trees spontaneously sprouting on the devastated lands at the Kryvyi Rih District. This research was performed at Petrovsky waste rock dump, the Central part of the Kryvyi Rih iron-ore & metallurgical district (Dnipropetrovsk region, Ukraine). The macronutrients (K, Ca, Mg, P and S) and heavy metals (Fe, Mn, Zn, Cu, Pb and Cd) contents in the leaves of three species of the trees (Ash-leaved Maple *Acer negundo* L., Silver Birch *Betula pendula* Roth. and Black Locust *Robinia pseudoacacia* L.) that were collected on devastated lands were assessed. It was established that trees which grow on the Petrovsky dump take place under evident shortage of nutrients (especially K and P) and excess of metals (especially Fe, Mn and Zn). Taking into account the revealed values of macronutrients optimal concentrations and revealed the heavy metals lowest content in the leaves, we assume that Ash-leaved maple and Black locust (compared to the Silver Birch) are more resistant to the geochemical conditions of devastated lands.

Keywords: macronutrients, heavy metals, Ash-leaved maple, Silver Birch, Black locust, devastated lands, Kryvyi Rih District.

Introduction. Devastated lands, formed as a result of human activity, occupy vast areas: more than 2,000,000 ha worldwide, about 200,000 ha in Ukraine and about 100,000 ha in Germany [14, 16, 21]. These lands are as pollution sources for the atmosphere, soil, surface water. They are also sources of distribution of weeds [7, 22, 23]. Therefore, devastated lands pose a serious threat to human well-being. Currently, planting trees is the most promising way of restoring devastated lands [1, 19]. However, on these lands the ecological conditions are very strict for trees [7, 18, 21, 22, 31]. Therefore, investigation of chemical composition of trees that naturally grow on devastated lands is very important.

The object of this work: to carry out a comparative analysis of macro nutrients and heavy metals contents in the leaves of trees spontaneously sprouting on the devastated lands at the Kryvyi Rih District.

Materials and methods. The results of the studies, which were carried out at Petrovsky waste rock dump (Fig. 1) in Central part of the Kryvyi Rih District (Dnipropetrovsk region, Ukraine), were used as the materials for this paper.

Petrovsky waste rock dump was formed for storage: 1) low-prospective iron ores, 2) quartzites 3) shales 4) loose rocks (clay, sand and loam). On this dump the ecological conditions for growth and development of woody plants are typical for Kryvyi Rih region [7]. Territories located for 30 km apart from industrial facilities and stationed in Gurovsky forest were used as control site.

Sampling of leaves from three species (Ash-leaved Maple *Acer negundo* L., Silver Birch *Betula pendula* Roth. and Black Locust *Robinia pseudoacacia* L.), drying and grinding of them were performed in the fall of 2019 by classical methods [5, 10, 11, 24]. For the sample preparation, to the leaf sample weight of 100 mg 0.2 ml of H₂O DI and 1.6 ml of HNO₃ (65%) were added. The solution was incubated at room temperature during 24 hours. Then, 0.6 ml of HF (4.8%) and 0.9 ml of HCl (36%) were added to this solution. Subsequently, the solution was placed in the microwave oven (Mikrowellen-Laborsystem, MLS-ETHOS plus).

The microwave exposure was continued during 2 hours. Next, H₂O DI was poured into, diluting the volume of solution to 10 ml. Finally, 0.1 ml of Internal Standart was poured to 1 ml of mineralizate collected, after which H₂O DI was poured again diluting the volume to 10 ml.

The final determination of macronutrients (K, Ca, Mg, P, S) and heavy metals (Fe, Mn, Zn, Cu, Pb, Cd) concentrations was performed using the Inductively Coupled Plasma Mass Spectrometry (ICP-MS X-Series instrument 2, Thermo Fisher Scientific, USA).

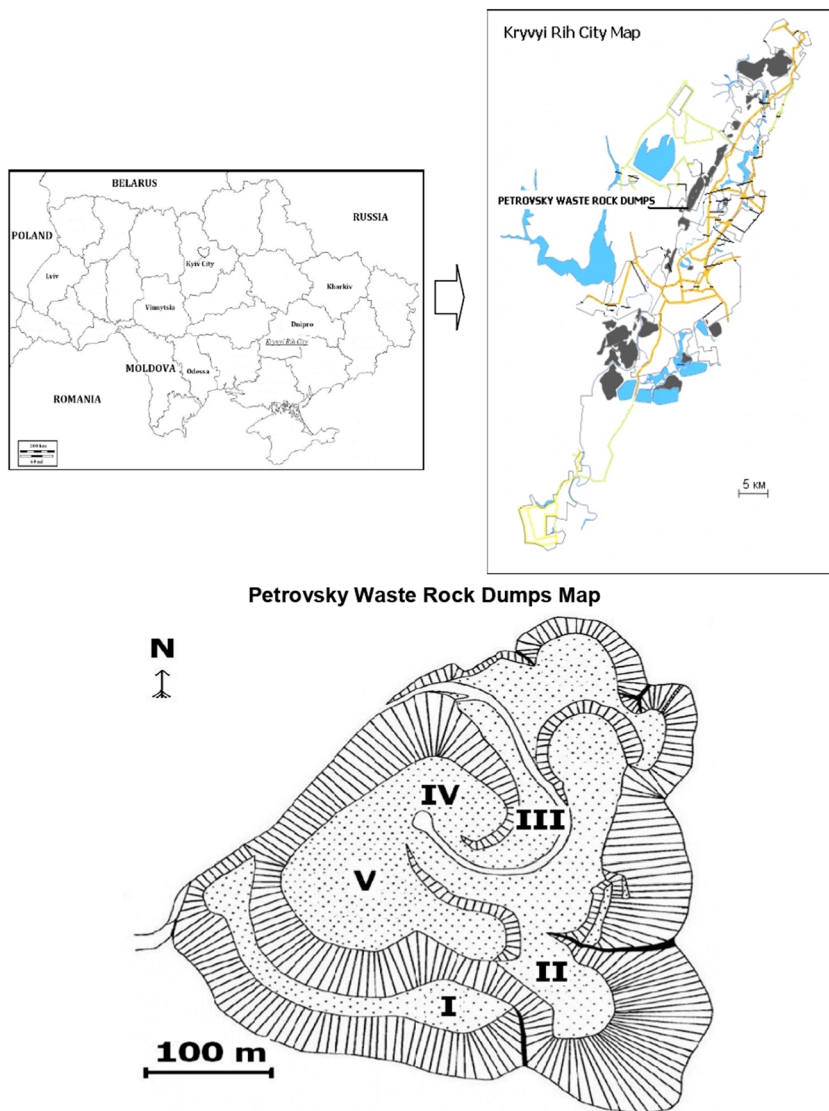


Figure 1. Location of study areas (I, II, III, IV, V — Study Plots)

The analytical part of our research was performed on laboratory base of the Institute of Biosciences, Freiberg University of Technology and Mining Academy (Freiberg, Germany).

The obtained results of macronutrients and heavy metals content in the leaves of trees were calculated in $\text{mg} \cdot \text{kg}^{-1}$ of dry weight ($\text{mg} \cdot \text{kg}^{-1}$ d.w.). Then the results were processed by standard methods of variational statistics at the significance level of $P < 0,05$ [17].

Results. *Macronutrients and heavy metals content in leaves at a control site.* According to scientific literature [6, 8, 9] the Potassium average content in plants is in the range from 7 500 to 15 000 $\text{mg} \cdot \text{kg}^{-1}$ d.w. We found that in a control site the values Potassium concentration in the leaves of Birch and Black locusts leaves were below these this range. While, in the maple leaves Potassium concentrations were appeared to be within this range (Table 1). The average Calcium concentrations in plants are from 12 500 to 18 000 $\text{mg} \cdot \text{kg}^{-1}$ d.w. [6, 8, 9, 12]. By the results of our research, Calcium content in the Birch leaves is within this range, while in the leaves of Black locust and Maple the examined value is above this limit. The analysis of scientific literature shows, Magnesium contain in the plants is 1 000–3 200 $\text{mg} \cdot \text{kg}^{-1}$ d.w. [6, 8, 9, 12]. At a control site, the Magnesium concentrations in the leaves of all of three tree species slightly exceeded the values of the range pointed above.

The average concentrations of Phosphorus in plants are 1 750–2 300 $\text{mg} \cdot \text{kg}^{-1}$ d.w. [6, 8, 9, 20]. Phosphorus content in the leaves of all of tree's species at control site is below the values of this range.

According to the scientific literature [6, 8, 20], the average Sulfur content is from 7 500 to 14 000 $\text{mg} \cdot \text{kg}^{-1}$ d.w. We found that in control territories the Sulfur concentrations in the leaves of all the trees were below the values of this range. Thus, the Calcium and Magnesium content in the leaves of trees from a control site is within the average values established for all the vegetation. In our opinion, this phenomenon may be due to the regional biogeochemical features of Kryvyi Rih iron-ore & metallurgical district. As it is well known, in this region, the increased content of these macronutrients was detected in all the objects of Nature: soil, groundwater and surface water. Phosphorus and Sulfur concentrations in the leaves of trees from a control site were below the range values of these elements in all vegetation. This consistent pattern can be explained by the seasonal dynamics of nutrients concentration in the leaves of trees (Table 1).

Average Ferrum content in all vegetation is 200 $\text{mg} \cdot \text{kg}^{-1}$ d.w., while in the leaves of trees that have grown outside by influence of industrial enterprises this metal content is 150–350 $\text{mg} \cdot \text{kg}^{-1}$ d.w. [2, 9, 12].

At a control site the Ferrum content was found at the same interval in the leaves of Birch and Black locust. Whereas, in the leaves of Maple a Ferrum concentration was slightly higher than this interval values (Table 2).

Table 1. **Macronutrients content in the leaves of trees from a control site**

Species of trees	Macronutrients content, mg*kg ⁻¹ of dry weight		
	M	m	CV%
Potassium			
Ash-leaved maple	10 110	192,09	28,46
Silver birch	4 633	184,00	21,41
Black locust	4 287	98,60	18,52
Calcium			
Ash-leaved maple	17 610	1232,70	29,41
Silver birch	13 830	1244,70	22,29
Black locust	19 240	1539,20	25,47
Magnesium			
Ash-leaved maple	3 589	260,20	29,12
Silver birch	2 780	201,69	31,22
Black locust	3 276	230,01	21,78
Phosphorus			
Ash-leaved maple	939,10	79,93	35,41
Silver birch	1065,00	86,48	38,45
Black locust	1042,00	95,18	32,25
Sulfur			
Ash-leaved maple	846,00	68,61	29,54
Silver birch	650,20	64,37	26,75
Black locust	933,10	83,05	21,56

M – Arithmetic mean, m – Standard error of mean,
CV% – Coefficient of variability.

The average Manganese content in all vegetation is 200 mg*kg⁻¹ d.w. [9, 12, 20]. We found that at a control site in the leaves of all tree species, the concentrations of this metal were well below than this range. Zinc concentrations in vegetation are around 30 mg*kg⁻¹ d.w., and in the leaves of trees that have grown outside by industrial enterprises influence, they are at range 25–50 mg*kg⁻¹ d.w. [8, 9, 12, 20]. According to our research, Zinc content in Birch leaves is within the same range. It should also be noted that the concentrations of this metal in the leaves of Black locust and Maple were significantly lower (Table 2).

Table 2. Heavy metals content in leaves of trees from the control site

Species of trees	Macronutrients content, mg*kg ⁻¹ of dry weight		
	M	m	CV%
Ferrum			
Ash-leaved maple	521,10	32,26	29,41
Silver birch	301,70	21,79	26,89
Black locust	304,10	12,86	21,85
Manganese			
Ash-leaved maple	87,16	4,97	24,63
Silver birch	81,66	4,82	22,35
Black locust	45,49	2,64	29,54
Zinc			
Ash-leaved maple	7,22	0,09	30,41
Silver birch	44,55	1,86	32,85
Black locust	9,50	0,20	31,45
Copper			
Ash-leaved maple	1,46	0,07	25,54
Silver birch	2,35	0,15	29,56
Black locust	1,38	0,05	28,75
Lead			
Ash-leaved maple	0,210	0,023	31,44
Silver birch	0,165	0,018	36,85
Black locust	0,129	0,014	35,78
Cadmium			
Ash-leaved maple	0,007	0,002	30,29
Silver birch	0,031	0,006	31,77
Black locust	0,003	0,001	32,45

M – Arithmetic mean, m – Standard error of mean,
CV% – Coefficient of variability.

In the Vegetation of the World, the average Copper content is about 8 mg*kg⁻¹ d.w. [9, 12, 20]. We found that the concentrations of this metal in the leaves of all tree species were significantly below this level. Average Lead content in the vegetation is around 1,25 mg*kg⁻¹ d.w. [9, 12], and in

the leaves of trees it is at the level of 0,5–1,0 mg*kg⁻¹ d.w. [12, 20]. The analysis of obtained results shows that at a control site the concentrations of this metal in the leaves of all the investigated tree species were below these values (Table 2).

The similar consistent patterns were found for Cadmium concentrations. In all the vegetation its content is 0,03–0,05 mg*kg⁻¹ d.w. At a control site, the concentrations of this metal in the leaves of all the tree species were below these values (Table 2).

Thus, at a control site in the leaves of the trees, the only Ferrum and partially Zinc concentrations lie within the range of average values established for the vegetation. While, the concentrations of other metals (Manganese, Copper, Lead and Cadmium) are 2–7 times lower than the average values. In our opinion, this phenomenon can be explained by the effect of regional geochemical and biogeochemical anomaly, which is characterized by the increased content of Ferrum and Zinc. In addition, we believe that casual autumn dynamics of chemical elements in plants has the effect on the concentration of heavy metals in the leaves of trees.

Macronutrients and heavy metals content in leaves at a devastated lands. In the devastated lands at Kryvyi Rih iron-ore & metallurgical district, the content of Potassium in the leaves of the trees is less than control values (Fig. 2).

We found that, in the leaves of trees from the devastated lands at Kryvyi Rih region Potassium concentrations were less than the control values in Maple – by 15-70% (P<0,05), in Birch – by 15–55% (P<0,05). In the leaves of Black locust, both potassium content reduction (plots II III – by 10-45% (P<0,05) less) and accumulation of this element (plots IV – by 20% (P<0,05) higher) were detected.

Calcium content in the leaves emerged below than control values too (Fig. 2): in Birch – by 19–54% (P<0,05) and in Black locust – by 51–62% (P<0,05). It should be noted that the concentrations of this metal in Maple's leaves at the plots II, IV, V were at the level of control values, while at the plot III they were by 40% (P<0,05) less than the control values (Fig. 2).

The analysis of obtained results (Fig. 2) shows that the Magnesium content was both higher and lower than the control values. Thus, in the leaves of Birch the accumulation of this element is predominant, the excess of control values is by 25–70% (P<0,05). In Maple's leaves, Magnesium concentrations at plot II were by 14% (P<0,05) above control and at plots I and III they were 10–55% (P<0,05) less than control values. The content of this element in Black locust's leaves was within the control values (plots II and V) or by 17% (P<0,05) less (plot II).

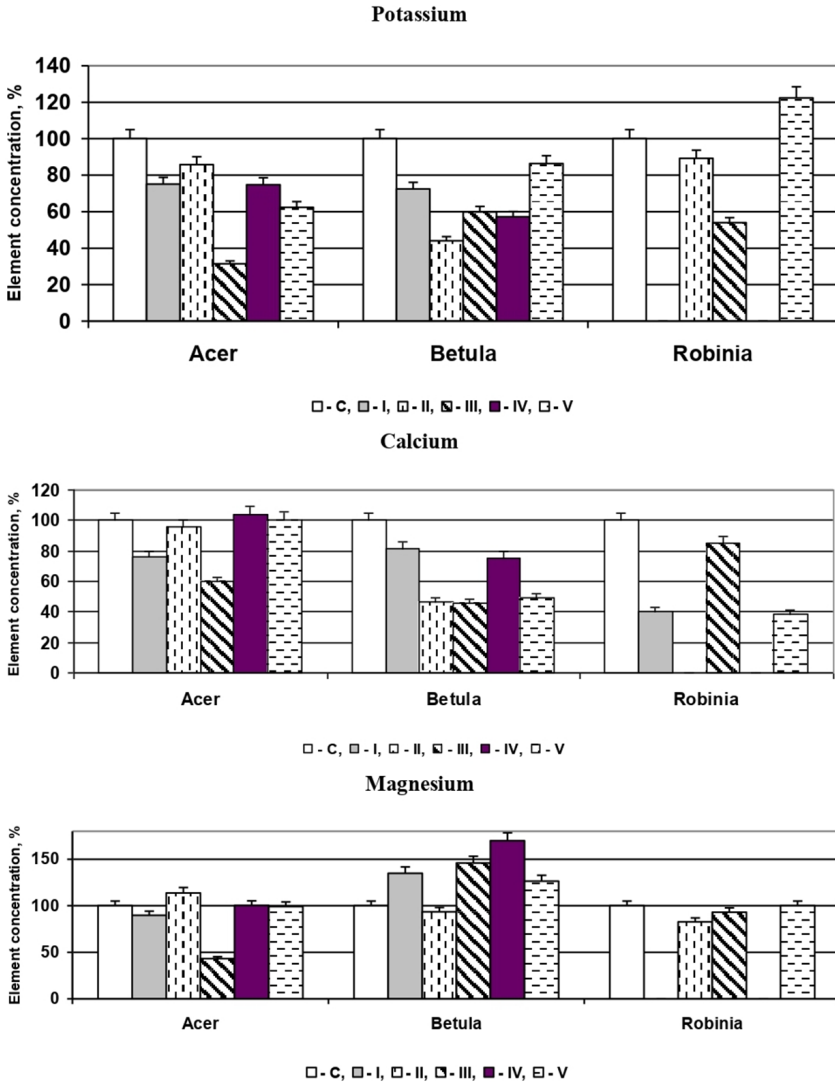


Figure 2. The relative K, Ca, Mg content in the leaves of trees from the devastated lands at Kryvyi Rih district

The element content in the control is 100%.

Research areas: C – control, I, II, III, IV, V plots on devastated land.

Acer – Ash-leaved maple, Betula – Silver Birch, Robinia – Black locust

It was found that the Phosphorus content in the leaves of trees from devastated lands was less than control values (Fig. 3): by 21–61% ($P < 0,05$) for Maple and by 46–63% ($P < 0,05$) for Robinia. The content of this element in the Birch's leaves in most cases (plots II, II, IV) was below the control values by 44–54% ($P < 0,05$), but at the plot V it emerged by 55% ($P < 0,05$) higher than the control value. The data on Figure 3 show that in all cases the content of Sulphur in the leaves of trees from the devastated lands at Kryvyi Rih region were notably, 2–12 times, higher than the control values ($P < 0,05$).

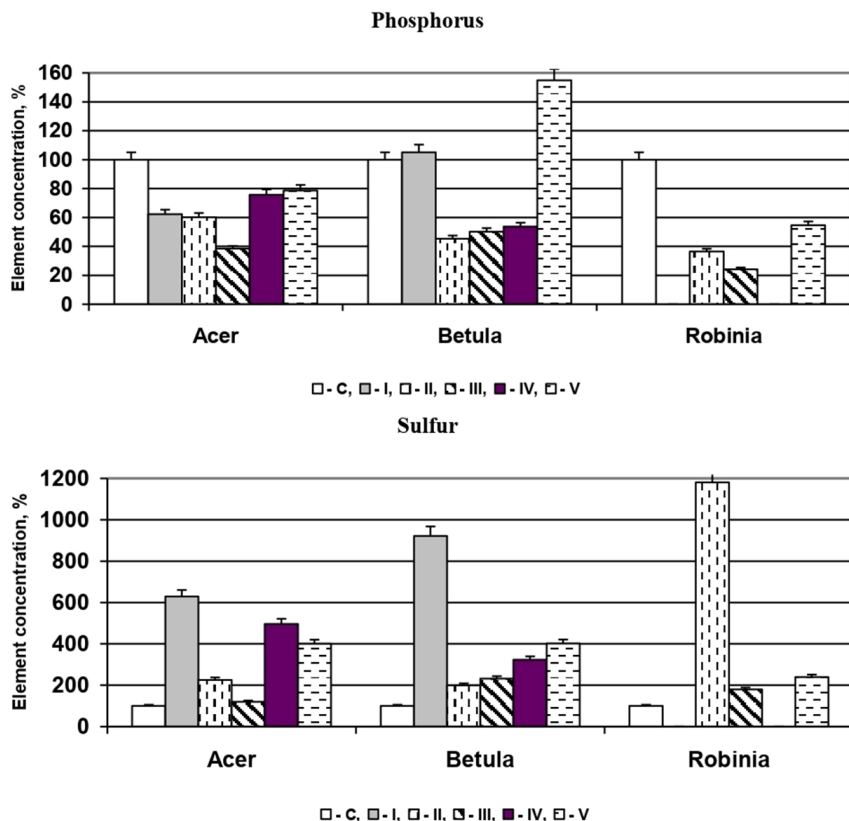


Figure 3. The relative P и S content in the leaves of trees from the devastated lands at Kryvyi Rih district

The element content in the control is 100%.

Research areas: C – control, I, II, III, IV, V plots on devastated land.
 Acer – Ash-leaved maple, Betula – Silver Birch, Robinia – Black locust

The analysis of obtained results shows that in the leaves of trees from the devastated lands at Kryvyi Rih region only accumulation of Ferrum is statistically significant (Fig. 4). Thus, the concentrations of this metal in the leaves were higher than the control values: in Black locust by 1,7–2,4 times ($P < 0,05$), in Birch by 1,9–4,0 times ($P < 0,05$), in Maple by 1,2–5,0 times ($P < 0,05$).

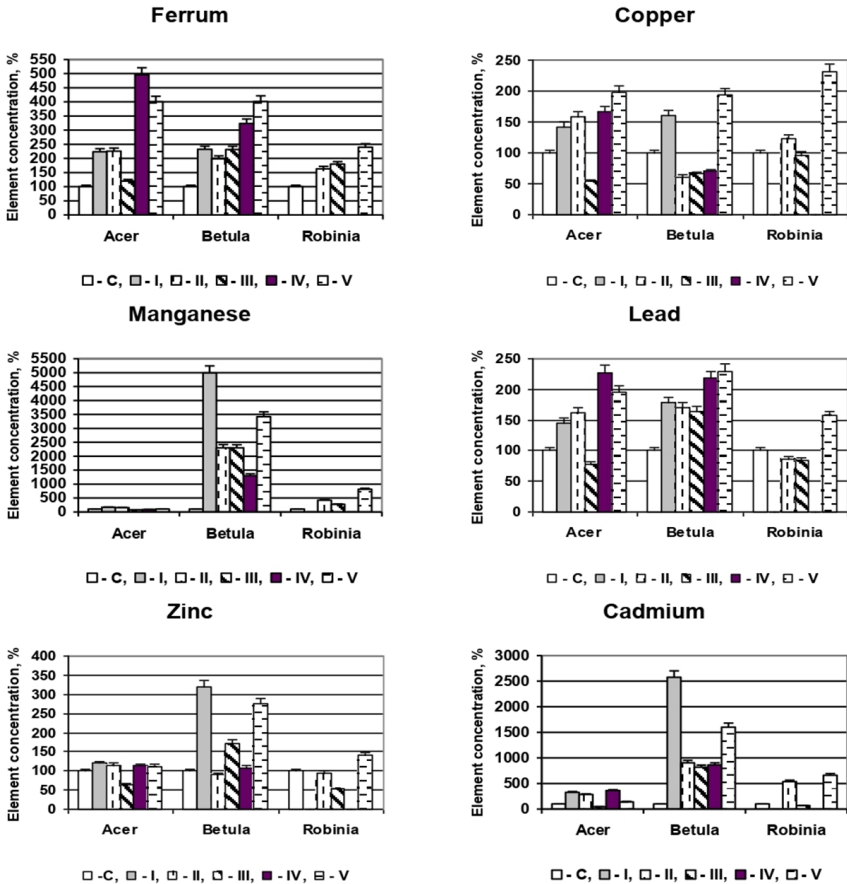


Figure 4. **The relative heavy metals content in the leaves of trees from the devastated lands at Kryvyi Rih district**

The element content in the control is 100%.

Research areas: C – control, I, II, III, IV, V plots on devastated land.

Acer – Ash-leaved maple, Betula – Silver Birch, Robinia – Black locust

Manganese content exceeds the control values in Black locust leaves (by 2,7–8,1 times ($P < 0,05$)) and in Birch (by 13–49 times ($P < 0,05$)). While, in the Maple leaves, both accumulation of this metal (at plots I and II by 1,5–1,7 times above the control ($P < 0,05$)) and its “leaching” (at plots III and IV by 15–19% below control ($P < 0,05$)) were found.

In most cases, the Zinc contents in the leaves of trees were higher than the control values: by 11–19% ($P < 0,05$) in Maple, by 1,4 times ($P < 0,05$), in Black locust and 1,7–3,2 times ($P < 0,05$) in Birch. It was also found that at plot III concentrations of this metal were below the control values: in Maple by 37% ($P < 0,05$) and in Black locust by 48% ($P < 0,05$).

It is established that only Copper accumulation was statistically significant in the leaves of Black locust. The concentration of this metal was by 1,2–2,3 times ($P < 0,05$) above the control values. In the leaves of other tree species both high and low Copper content were detected. Thus, the concentrations of this metal exceed the control values: by 1,4–2,0 times ($P < 0,05$) at plots I, II, III and V in Maple, by 16,9 times ($P < 0,05$) at plots I and V in Birch. At the same time, the Copper content in the leaves was lower than the control values: by 46% ($P < 0,05$) at plots III in Maple, by 31–39% at plots III and IV in Birch.

Our findings (Fig. 4) show that Lead concentrations in Birch leaves at all the plots were higher than the control values by 1,6–2,3 times ($P < 0,05$). In Maple leaves at plots I, II, IV and V this metal's concentrations were also higher than control values, by 1,5–2,3 ($P < 0,05$). But at plot III the Lead content was below than control by 23% ($P < 0,05$). In Black locust leaves, this metal accumulation was detected only at plot V, where its content was 1,6 times higher than control ($P < 0,05$). At the same time at plots III and IV, the Lead concentrations were below than control values by 14–16% ($P < 0,05$). Cadmium content in the leaves of woody plants exceed the control values: by 9–25 times ($P < 0,05$) in Birch, by 5,4–6,6 times ($P < 0,05$) in Black locust and by 5,4–6,6 times ($P < 0,05$) in Maple. It should also be noted that at plots III, the concentration of this metal is below the control values in the leaves of Maple and Black locust a, respectively by 32% and 45% ($P < 0,05$).

Discussions. All macronutrients that we have studied (K, Ca, Mg, P, and S) are biologically significant chemical elements. Therefore, these elements have a significant influence on all the important processes of life, growth and development of woody plant species [5, 12, 15]. In the course of evolution, for each chemical element, a certain interval of optimum was formed. The information about this interval is very important for the biological evaluation of the element content [8, 9].

According to scientific publications, the optimal Potassium concentration in plants is from 10 000 to 14 000 $\text{mg} \cdot \text{kg}^{-1}$ d.w., while the content of this element exceeding 25 000 $\text{mg} \cdot \text{kg}^{-1}$ d.w. is considered as phytotoxic [6, 8, 9, 20]. According to the results of our research, at a control site in the leaves of Black locust and Birch, the Potassium concentration was below the biological optimum (4 200–4 700 $\text{mg} \cdot \text{kg}^{-1}$ d.w.). The content of this metal in the leaves of Ash-leaved maple was slightly higher (about 10 000 $\text{mg} \cdot \text{kg}^{-1}$ d.w.), but it was at the lower level of biological optimum.

On devastated lands at Kryvyi Rih iron-ore & metallurgical district, the Potassium concentration ranges from 200 to 870 $\text{mg} \cdot \text{kg}^{-1}$ d.w., which is much less than the values of biological optimum. This is undoubtedly indicative of a deficiency of Potassium content for these plants.

The average optimal Calcium concentration in plants is between 10 000 and 20 000 $\text{mg} \cdot \text{kg}^{-1}$ d.w., and its phytotoxic amount is over 40 000 $\text{mg} \cdot \text{kg}^{-1}$ d.w. [6, 8, 9, 20]. At the control site, the concentration of this element was within the biological optimum. On devastated lands, the growth and development of woody plants occur with some deficiency of this macroelement. The Calcium concentration in Birch leaves is 6 400–11 300 $\text{mg} \cdot \text{kg}^{-1}$ d.w., in Black locust leaves is 7 800–16 400 $\text{mg} \cdot \text{kg}^{-1}$ d.w.

The average Magnesium concentration in plants actually coincides with the range of biological optimum (1 000–3 200 $\text{mg} \cdot \text{kg}^{-1}$ d.w.), and the phytotoxic concentration is more than 5 500 $\text{mg} \cdot \text{kg}^{-1}$ d.w. [6, 8, 9, 20]. According to the results of our studies, the content of this metal in the leaves of trees at the control site is near the upper limit of the biological optimum (2 800–3 600 $\text{mg} \cdot \text{kg}^{-1}$ d.w.), but does not exceed the threshold of its phytotoxicity. On devastated lands, the Magnesium concentration in the leaves of trees in most cases was above the upper limit of the biological optimum (3 200 $\text{mg} \cdot \text{kg}^{-1}$ d.w.) but was below the phytotoxicity threshold (5 500 $\text{mg} \cdot \text{kg}^{-1}$ d.w.).

According to scientific publications, the optimal Phosphorus concentration in plants is 1 000–3 000 $\text{mg} \cdot \text{kg}^{-1}$ d.w., the content of this element greater than 5 000 $\text{mg} \cdot \text{kg}^{-1}$ d.w. is considered as phytotoxic [6, 8, 9, 20]. We found that at the control site the Phosphorus, content in the leaves of trees was at the minimum level of its biological optimum 950–1 500 $\text{mg} \cdot \text{kg}^{-1}$ d.w. On devastated lands, in most cases, its concentration was much lower than the values of the biological optimum 350–750 $\text{mg} \cdot \text{kg}^{-1}$ d.w. This fact indicates a deficit of this macronutrient.

The range of biological optimum for Sulfur content in plants is 1 500–2 500 $\text{mg} \cdot \text{kg}^{-1}$ d.w. and the phytotoxicity threshold is greater than 5 000 $\text{mg} \cdot \text{kg}^{-1}$ d.w. and [6, 8, 9, 20]. We found that at a control site in the

leaves of trees, the Sulfur content was below the values of the biological optimum (650–950 mg*kg⁻¹ d.w.). On devastated lands, in all cases, the Sulfur concentration in the leaves of trees was higher than control. However, the content of this element, with rare exceptions (Black locust at plot II), was in the range of biological optimum and did not exceed the phytotoxicity threshold.

According to the scientific literature [3, 12, 13, 27], 100–250 mg*kg⁻¹ d.w. Ferrum concentration in plants is considered optimal, and the phytotoxicity threshold is 500–550 mg*kg⁻¹ d.w. We find that woody plants in all study areas contain extremely high concentrations of Ferrum in leaves: 300–500 mg*kg⁻¹ d.w. at a control site and 650–2010 mg*kg⁻¹ d.w. at devastated lands. Therefore, it can be assumed that woody plants are clearly exposed to the phototoxic effects of high concentrations of this metal.

Manganese content in plants from 50 to 200 mg*kg⁻¹ d.w. considers as optimal, and if metal content is more than 300–400 mg*kg⁻¹ d.w. a stable phytotoxic effect was observed [3, 10, 12, 29]. We found that at a control site a Manganese concentrations in the leaves of trees for all species was in the optimality range — 50–90 mg*kg⁻¹ d.w. On devastated lands, the content of this metal in the Maple's leaves was slightly higher than the control values (70–170 mg*kg⁻¹ d.w.), but does not go beyond the optimum. While, the Manganese concentrations in Black locust's leaves and in Birch's leaves significantly exceed the toxicity threshold (300–800 and 2300–5000 mg*kg⁻¹ d.w., respectively). Hence, the plants are influenced by Manganese phytotoxicity.

For Zinc, the optimum range of its content in plants is 10–50 mg*kg⁻¹ d.w. and its phytotoxicity threshold is 100 mg*kg⁻¹ d.w. [10, 12, 26, 30]. According to our studies results, the concentrations of this metal in the leaves of Maple and Black locust were in the optimum range (both at the control site and on the devastated lands (except for plot V)). In Birch leaves, Zinc concentrations reach 100–280 mg*kg⁻¹ d.w., which actually exceeds the phytotoxicity threshold.

Data from scientific publications indicate that Copper concentrations in plants of 5–10 mg*kg⁻¹ d.w. are maintained optimal, and the phytotoxical threshold is greater than 20 mg*kg⁻¹ d.w. [3, 11, 25, 26]. The results of our studies have shown that the concentrations of this metal in the leaves of all three tree species do not exceed the lower threshold of the optimum zone: at a control site — 1,4–2,4 mg*kg⁻¹ d.w. and at devastated lands — 0,8–4,6 mg*kg⁻¹ d.w. Therefore, we can assume that there is a deficiency of this important trace element.

The biological optimum range for Lead concentration in plants is 5–10 mg*kg⁻¹ d.w., and the phytotoxic threshold is 30 mg*kg⁻¹ d.w. [4, 11, 13, 20]. We have found that the content of this metal in the leaves of trees does not exceed the minimum value of the biological optimum: 0,13–0,21 mg*kg⁻¹ d.w. at the control site and 0,1–0,48 mg*kg⁻¹ d.w. at devastated lands.

According to scientific publications, the optimal Cadmium concentration in plants is 0,005–0,020 mg*kg⁻¹ d.w., the content of this element greater than 0,200 mg*kg⁻¹ d.w. is considered as phytotoxic [3, 10, 25, 28]. We found that at a control site, the content of this metal in the leaves of all three species was within the optimum range: 0,0029–0,0306 mg*kg⁻¹ d.w. At devastated lands, Cadmium concentration was also in the optimum range for Maple (0,0103–0,0234 mg*kg⁻¹ d.w.) and for Black locust (0,0029–0,0200 mg*kg⁻¹ d.w.). For Birch leaves, the content of this metal in all cases exceeds the values of the phytotoxicity threshold 0,2508–0,4897 mg*kg⁻¹ d.w.

Among the woody plants species that we have investigated, the maximum concentrations of macronutrients have been identified in Black locust and Ash-leaved maple. The maximum concentrations of heavy metals were found in the Silver birch.

Conclusions. Macronutrient (K, Ca, Mg, P, S) and heavy metals (Fe, Mn, Zn, Cu, Pb, Cd) contents in leaves of three tree species indicate a difficult ecological conditions on the Petrovsky waste rock dump devastated lands at the Kryvyi Rih iron-ore & metallurgical district. The growth and development of trees on these devastated lands is carried out with a clear nutrient's shortage (especially K and P) and metal's excess (especially Fe, Mn and Zn).

Taking into account the revealed values of macronutrients optimal concentrations and revealed the heavy metals lowest content in the leaves, we assume that Ash-leaved maple *Acer negundo* and Black locust *Robinia pseudoacacia* (compared to the Silver Birch *Betula pendula*) are more resistant to the geochemical conditions of devastated lands. Therefore, species of trees can be recommended for the creation of artificial tree plantations on devastated lands.

Acknowledgements. The authors are grateful to the to the DAAD program "Scientific Cooperation with Universities in Developing Countries" for the opportunity to perform analytical work at the Institute of Biosciences Laboratory, Freiberg University of Technology and Mining Academy (Freiberg, Germany).

Reference

1. Adams, M. B. (ed.). (2017). *The forestry reclamation approach: guide to successful reforestation of mined lands*. U.S. Department of Agriculture, Forest Service. <https://doi.org/10.2737/NRS-GTR-169>
2. Ajasa, Al. M., Bello, O. M. O., Ibrahim, A. O., Ogunwande, I. A., & Olawore, N. O. (2004). Heavy trace metals and macronutrients status in herbal plants of Nigeria. *Food Chemistry*, 85 (1), 67–71. <https://doi.org/10.1016/j.foodchem.2003.06.004>
3. Ali, H., Khan, E., & Sajad, M. A. (2013). Phytoremediation of heavy metals – concepts and applications. *Chemosphere*, 91, 869–881. <https://doi.org/10.1016/j.chemosphere.2013.01.075>
4. Amanifar, S., Aliasgharzad, N., Toorchi, M., & Zarei, M. (2014). Lead phytotoxicity on some plant growth parameters and proline accumulation in mycorrhizal tomato (*Lycopersicon esculentum* L.). *International Journal of Biosciences*, 4 (10), 80–88. <http://dx.doi.org/10.12692/ijb/4.10.80-88>
5. Barker, A. V., & Pilbeam, D. J. (2010). *Handbook of plant nutrition*. Taylor & Francis Group.
6. Bashkin, V. N., & Kasimov, N. S. (2004). *Biogeochemiya [Biogeochemistry]*. Scientific World. (in Russian).
7. Bielyk, Yu. V., Savosko, V. M., & Lykholat, Yu. V. (2019). Taxonomic composition and synanthropic characteristic of woody plant community on Petrovsky waste rock dumps (Kryvorizhzhya)]. *Ecological Bulletin of Kryvyi Rih District*, 4, 104–113. <https://doi.org/10.31812/eco-bulletin-krd.v4i0.2565> (in Ukrainian).
8. Dmytruk, Yu. M., & Berbets M. A. (2009). *Fundamentalna bioheokhimiia [Fundamentals of Biogeochemistry]*. Book-XXI. (in Ukrainian).
9. Dobrovolskiy, V. V. (2003). *Fundamentalnaya biogeochemiya [Fundamentals of Biogeochemistry]*. Publishing Center “Academy”. (in Russian).
10. Emamverdian, A., Ding, Y., Mokhberdorani, F., & Xie, Y. (2015). Heavy metal stress and some mechanisms of plant defense response. *The Scientific World Journal*, 2015, 1–18. <https://doi.org/10.1155/2015/756120>

11. Gjorgieva-Ackova, D. (2018). Heavy metals and their general toxicity for plants. *Plant Science Today*, 5 (1), 14–18. <https://dx.doi.org/10.14719/pst.2018.5.1.355>
12. Kabata-Pendias, A. (2011). *Trace elements in soils and plants*. Taylor and Francis Group.
13. Katrin, V. (2014). How plants cope with heavy metals. *Botanical Studies*, 55, 35. <https://doi.org/10.1186/1999-3110-55-35>
14. Kivinen, S. (2017). Sustainable post-mining land use: are closed metal mines abandoned or re-used space? *Sustainability*, 9, 1705. <https://doi.org/10.3390/su9101705>
15. Maathuis, F. J. M. (2009). Physiological functions of mineral macronutrients. *Current Opinion in Plant Biology*, 12, 250–258 (2009). <https://doi.org/10.1016/j.pbi.2009.04.003>
16. Macdonald, S. E., Landhausser, S. M., Skousen, J., Franklin, J., Frouz, J., Hall, S., Jacobs, D., & Quideau S. (2015). Forest restoration following surface mining disturbance: challenges and solutions. *New Forests*, 46, 703–732. <https://doi.org/10.1007/s11056-015-9506-4>
17. McDonald, J. H. (2014). *Handbook of biological statistics*. Sparky house publishing.
18. Pietrzykowski, M. (2019). Tree species selection and reaction to mine soil reconstructed at reforested post-mine sites: Central and eastern European experiences. *Ecological Engineering*, 3, 100012. <https://doi.org/10.1016/j.ecoena.2019.100012>
19. Ranjan, V., Sen, P., Kumar, D., & Singh, B. (2016). Reclamation and rehabilitation of waste dump by eco-restoration techniques at Thakurani iron ore mines in Odisha. *International Journal of Mining and Mineral Engineering*, 7 (3), 253–264. <https://doi.org/10.1504/IJMME.2016.078372>
20. Rudyshyn, S. D. (2013). *Fundamentalna bioeokhimiia [Fundamentals of Biogeochemistry]*. Academia Publishing Center. (in Ukrainian).
21. Savosko, V. M., Lykholat, Yu. V., Domshyna, K. M., & Lykholat, T. Yu. (2018). Ekolohichna ta heolohichna zumovlenist poshyrennia derev i chaharnykviv na devastovanykh zemliakh Kryvorizhzhia [Ecological and geological determination of trees and shrubs' dispersal on the devastated lands at Kryvorizhzhia]. *Journal of Geology, Geography and Geoecology*, 27 (1), 116–130. <https://doi.org/10.15421/111837> (in Ukrainian).

22. Savosko, V.M., Lykholat, Y.V., Bielyk, Yu.V., & Lykholat, T. Yu. (2019b). Ecological and geological determination of the initial pedogenesis on devastated lands in the Kryvyi Rih Iron Mining & Metallurgical District (Ukraine). *Journal of Geology, Geography and Geoecology*, 28 (4), 738–746. <https://doi.org/10.15421/111969>
23. Skousen, J., & Zipper, C.E. (2014). Post-mining policies and practices in the Eastern USA coal region. *International journal of coal science & technology*, 1 (2), 135–151. <https://doi.org/10.1007/s40789-014-0021-6>
24. Tripathi, D.K., Singh, V.P., Chauhan, D.K., Prasad, S.M., & Dubey, N.K. (2014). Role of macronutrients in plant growth and acclimation: recent advances and future prospective. In: P. Ahmad, M. Wani, M. Azooz, L.S. Phan Tran (eds) *Improvement of crops in the era of climatic changes* (Vol.2, pp.197–216). Springer. https://doi.org/10.1007/978-1-4614-8824-8_8
25. Versieren, L., Evers, S., Abd Elgawag, H., Asard, H., & Smolders, E. (2017). Mixture toxicity of copper, cadmium, and zinc to barley seedlings is not explained by antioxidant and oxidative stress biomarkers. *Environmental Toxicology and Chemistry*, 36, 220–230. <https://doi.org/10.1002/etc.3529>
26. Yadav, S. (2010). Heavy metals toxicity in plants: an overview on the role of glutathione and phytochelatins. *South African Journal of Botany*, 76, 167–179. <https://doi.org/10.1016/j.sajb.2009.10.007>
27. Zengin, F.K., & Munzuroglu, O. (2005). Effects of some heavymetals on content of chlorophyll, proline and some antioxidant chemicals in bean (*Phaseolus vulgaris* L.) seedlings. *Acta Biologica Cracoviensia Series Botanica*, 47 (2), 157–164.
28. Zhou, B., Yao, W., Wang, S., Wang, X., & Jiang, T. (2014). The metallothionein gene *TaMT3* from *Tamarix androssowii* confers Cd²⁺ tolerance in Tobacco. *International Journal of Molecular Sciences*, 15 (6), 10398–10409. <https://doi.org/10.3390/ijms150610398>
29. Zipper, C.E., Burger, J., Skousen, J.G., Angel, P.N., Barton, C.D., Davis, V., & Franklin, J. (2011). Restoring forests and associated ecosystem services on appalachian coal surface mines. *Environmental Management*, 47, 751–765 (2011). <https://doi.org/10.1007/s00267-011-9670-z>
30. Zivkovic, J., Razic, S., Arsenijevic, J., & Maksimovi, Z. (2012). Heavy metal contents in *Veronica* species and soil from mountainous areas

in Serbia. *Journal of the Serbian Chemical Society*, 77 (7), 959–970.
<https://doi.org/10.2298/jsc111225221z>

31. Zika, M., & Erb, K. H. (2009). The global loss of net primary production resulting from human-induced soil degradation in drylands. *Ecological Economics*, 69, 310–318. <https://doi.org/10.1016/j.ecolecon.2009.06>

**ВМІСТ МАКРОНУТРИЄНТІВ ТА ВАЖКИХ МЕТАЛІВ
У ЛИСТКАХ ДЕРЕВ З ДЕВАСТОВАНИХ ЗЕМЕЛЬ
КРИВОРІЗЬКОГО РЕГІОНУ (ЦЕНТРАЛЬНА УКРАЇНА)**

**Ю. В. Білик¹, В. М. Савосько², Ю. В. Лихолат¹,
Н. Хайльмейер³, І. П. Григорюк⁴**

¹ — Дніпровський національний університет імені Олеся Гончара,
Дніпро, Україна

² — Криворізький державний педагогічний університет, Кривий Ріг,
Україна

³ — Університет технологій та гірничої справи Фрайберга, Фрайберг,
Німеччина

⁴ — Національний університет біоресурсів та природокористування
України, Київ, Україна

Анотація. Актуальність досліджень була зумовлена необхідністю уточнення біогеохімічних характеристик деревних видів рослин, які природно зростають на девастрованих землях. Метою роботи було проведення порівняльного аналізу вмісту макропоживних речовин (макронутрієнтів) та важких металів у листках дерев, що спонтанно поширені на девастрованих землях Криворізького регіону. Дослідження проводилося на Петровському відвалі, центральна частина Криворізького залізорудного та металургійного регіону (Дніпропетровська область, Україна). Вміст макронутрієнтів (К, Са, Mg, Р та S) і важких металів (Fe, Mn, Zn, Cu, Pb та Cd) у листках трьох видів дерев (клен ясенелистий *Acer negundo* L., береза повисла *Betula pendula* Roth., робінія звичайна *Robinia pseudoacacia* L.) були зібрані на девастрованих землях. Встановлено, що вміст макроелементів (К, Са, Mg, Р, S) та важких металів (Fe, Mn, Zn, Cu, Pb, Cd) в листках деревних видів рослин маніфестує важкі екологічні умови на девастрованих землях Петровського відвалу.

Дерева, які природно зростають на цьому відвалі, мають очевидну нестачу поживних речовин (особливо К і Р) та надлишок токсичних металів (особливо Fe, Mn та Zn). Беручи до уваги виявлені значення оптимальних концентрацій макронутрієнтів та виявлений вміст важких металів у листках, ми припускаємо, що клен ясенелистий та робінія звичайна сарана (в порівнянні з березою повислою) більш стійкі до геохімічних умови девастрованих земель.

Ключові слова: макронутрієнти, важкі метали, клен ясенелистий, береза повисла, робінія звичайна, девастровані землі, Криворізький регіон.

Citation as:

APA
 Bielyk, Yu. V., Savosko, V. M., Lykholat, Yu. V., Heilmeier, H., & Grygoryuk, I. P. (2020). Macronutrients and heavy metals contents in the leaves of trees from the devastated lands at Kryvyi Rih district (Central Ukraine). *Ekolohichnyi visnyk Kryvorizhzhia [Ecological Bulletin of Kryvyi Rih District]*, 5, 81–99. <https://doi.org/10.31812/eco-bulletin-brd.v5i0.4355>

ДСТУ
8302:2015

Bielyk Yu.V., Savosko V.M., Lykholat Yu.V., Heilmeyer H., Grygoryuk I.P. (2020). Macronutrients and heavy metals contents in the leaves of trees from the devastated lands at Kryvyi Rih District (Central Ukraine). *Екологічний Вісник Криворіжжя*. 2020. Вип. 5. С. 81-99.